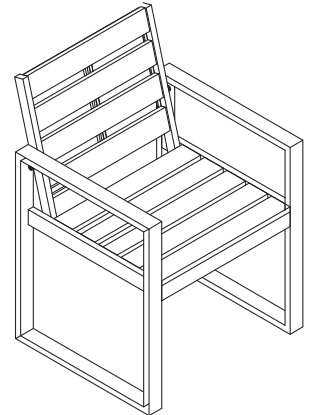


# COMPOSITE ARMCHAIR INSTALLATION GUIDE

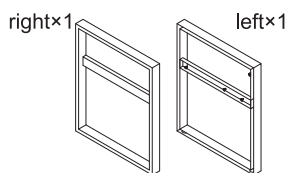
## PRE-INSTALLATION GUIDANCE

- It is advised that you unpack the contents of the furniture prior to assembly. Place a pad or blanket under the items to avoid scratching them prior to or during construction.
- Leave all screws loosely fixed during initial assembly and tighten at Step 3.

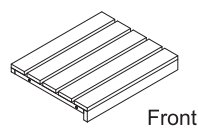


## PARTS LIST

(A) Frame



(B) Seat Plate x 1



(C) Back Plate x 1



(D) Hexagon Socket Head Cap  
Screws M 6mm x 30mm x 8



(E) Hex Wrench x 1



## INSTALLATION GUIDELINES

- Fix the Frame (A) to Seat Plate (B) with 4 pieces M 6mm x 30mm (D).
- Fix the Frame (A) to Back Plate (C) with 4 pieces M 6mm x 30mm (D).
- Tighten all screws.

