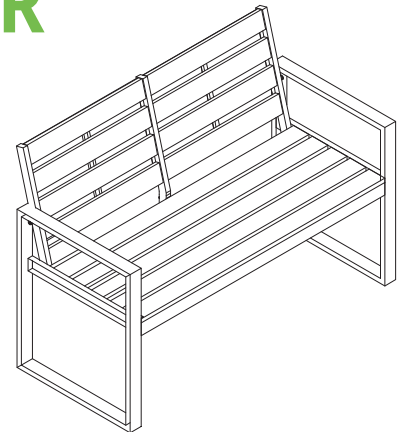


COMPOSITE DOUBLE CHAIR INSTALLATION GUIDE

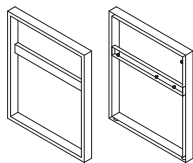
PRE-INSTALLATION GUIDANCE

- It is advised that you unpack the contents of the furniture prior to assembly. Place a pad or blanket under the items to avoid scratching them prior to or during construction.
- Leave all screws loosely fixed during initial assembly and tighten at Step 4.

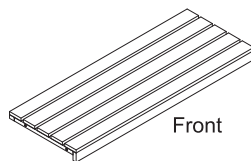


PARTS LIST

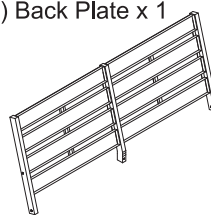
(A) Frame (right x 1, left x 1)



(B) Seat Plate x 1



(C) Back Plate x 1



(D) Hexagon Socket Head Cap Screws
M 6mm x 30mm x 8



(E) Hexagon Socket Head Cap Screws
M 6mm x 40mm x 8



(F) Hex Wrench x 1



INSTALLATION GUIDELINES

- 1) Fix the Frame (A) to Seat Plate (B) with 4 pieces M 6mm x 30mm (D).
- 2) Fix the Frame (A) to Back Plate (C) with 4 pieces M 6mm x 30mm (D).
- 3) Fix the Back Plate (C) to the Seat Plate (B) with M 6mm x 40mm (E).
- 4) Tighten all screws.

