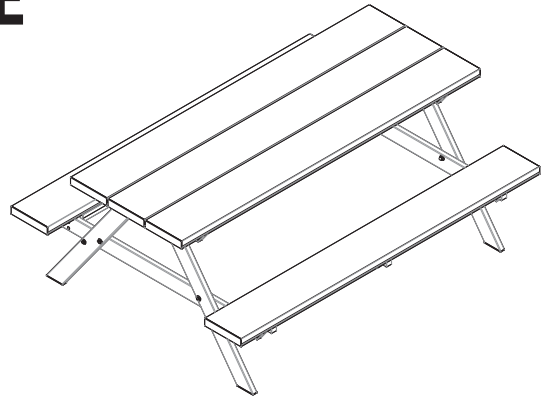


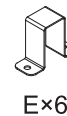
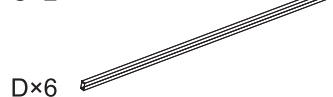

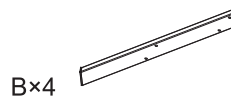
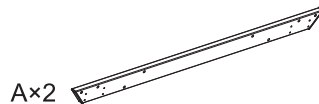
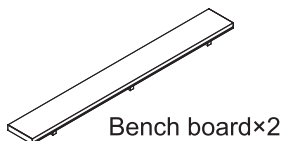
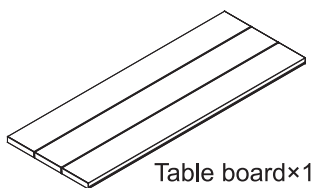
COMPOSITE PICNIC TABLE INSTALLATION GUIDE

PRE-INSTALLATION GUIDANCE

- It is advised that you unpack the contents of the furniture prior to assembly. Place a pad or blanket under the items to avoid scratching them prior to or during construction.
- Leave all screws loosely fixed during initial assembly and tighten at Step 6.



PARTS LIST



INSTALLATION GUIDELINES

1

Note

Wider Pre-Drilled Hole Facing Outwards

